

HYINTECH

Mid Distance HF Tag Reader&Writer HYH1WXT (1,2,4 Antenna Ports Optional)



Size: 116mmx104mmx27mm

OEM, No Logo on Product is Available

www.hyintech.com

GENERAL DESCRIPTION

HYH1WXT is a high performance ISO15693 protocol HF tag Reader&Writer with Multi antenna Port(1, 2, 4 Ports Optional). It is designed upon fully self-intellectual property. Based on proprietary efficient anti-collision algorithm, it supports fast tag read/write operation with high identification rate. It can be widely applied in many RFID application systems such as logistics, personnel identification, conference attendance system, access control, anti-counterfeit and industrial production process control system.

FEATURES

- Self-intellectual property;
- Support mainstream ISO15693 protocol tag (TI, PHILIPS, ST, INFINEON, FUJITSU, EM...);
- Advanced anti-collision algorithm. High identification rate with tag processing speed 30~50pcs/s);
- SMA RF interface to support standard 50ohm RFID antenna. Effective distance up to 70cm;
- Support TRANSPARENT COMMAND;
- Support SCAN MODE;
- Support optional DPPM and WPPM;
- Low power dissipation with single +12 DC power supply;
- RF output power over 1W;
- Provide RS232 or RS485 communication port;
- 8 bits reader address facilitating multiple readers network;
- Built-in Relay

WIRING

No.	COLO R	SYMBOL	COMMENT
1	Red	VCC	+12V DC
2	Black	GND	Ground

INTERFACE DESCRIPTION

Standard DB9 Female Socket to be directly connected to the host.

No.	SYMBOL	COMMENT
1	G_IN1	General TTL level input with internal 20kΩ pull-up resistor to +5V
2	TXD (R-)	RS232 serial data output or RS485 R-
3	RXD (R+)	RS232 serial data input or RS485 R+
4	G_OUT1	General TTL level output with drive/sink 5mA current (max.)
5	GND	Ground
6	G_OUT2	General TTL level output with drive/sink 5mA

		current (max.)
7	COMMON	Common contact of built-in relay
8	N_C	Normally close contact of built-in relay
9	N_O	Normally open contact of built-in relay

CHARACTERISTICS

- Absolute Maximum Rating

ITEM	SYMBOL	VALUE	UNIT
Power Supply	VCC	16	V
G_IN1、G_OUT1、 G_OUT2 I/O Voltage	V _{IO}	7	V
Operating Temp.	T _{OPR}	-25~+60	°C
Storage Temp.	T _{STR}	-25~+80	°C

- Electrical and Mechanical Specification

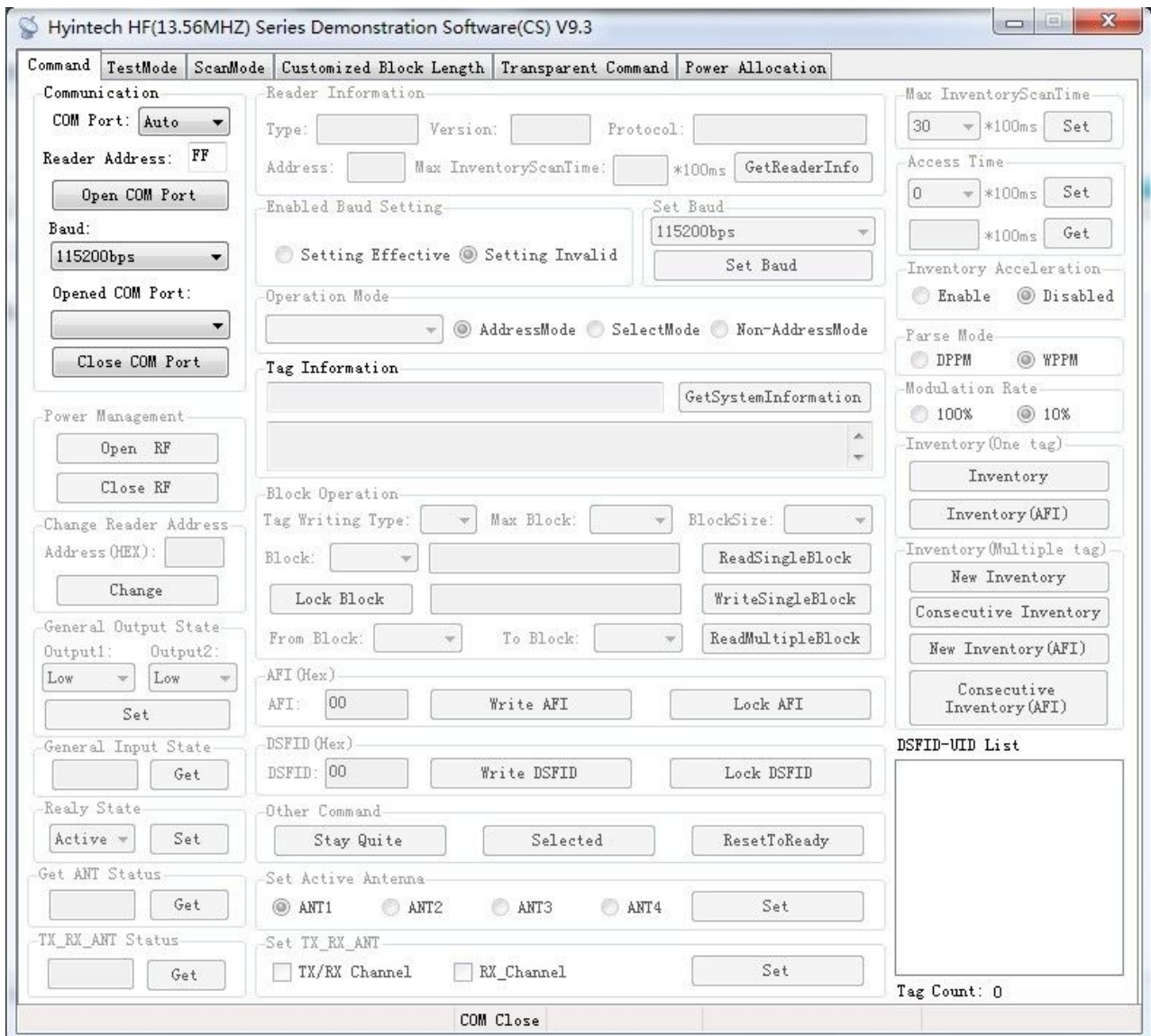
Under T_A=25°C, VCC=+12V unless specified

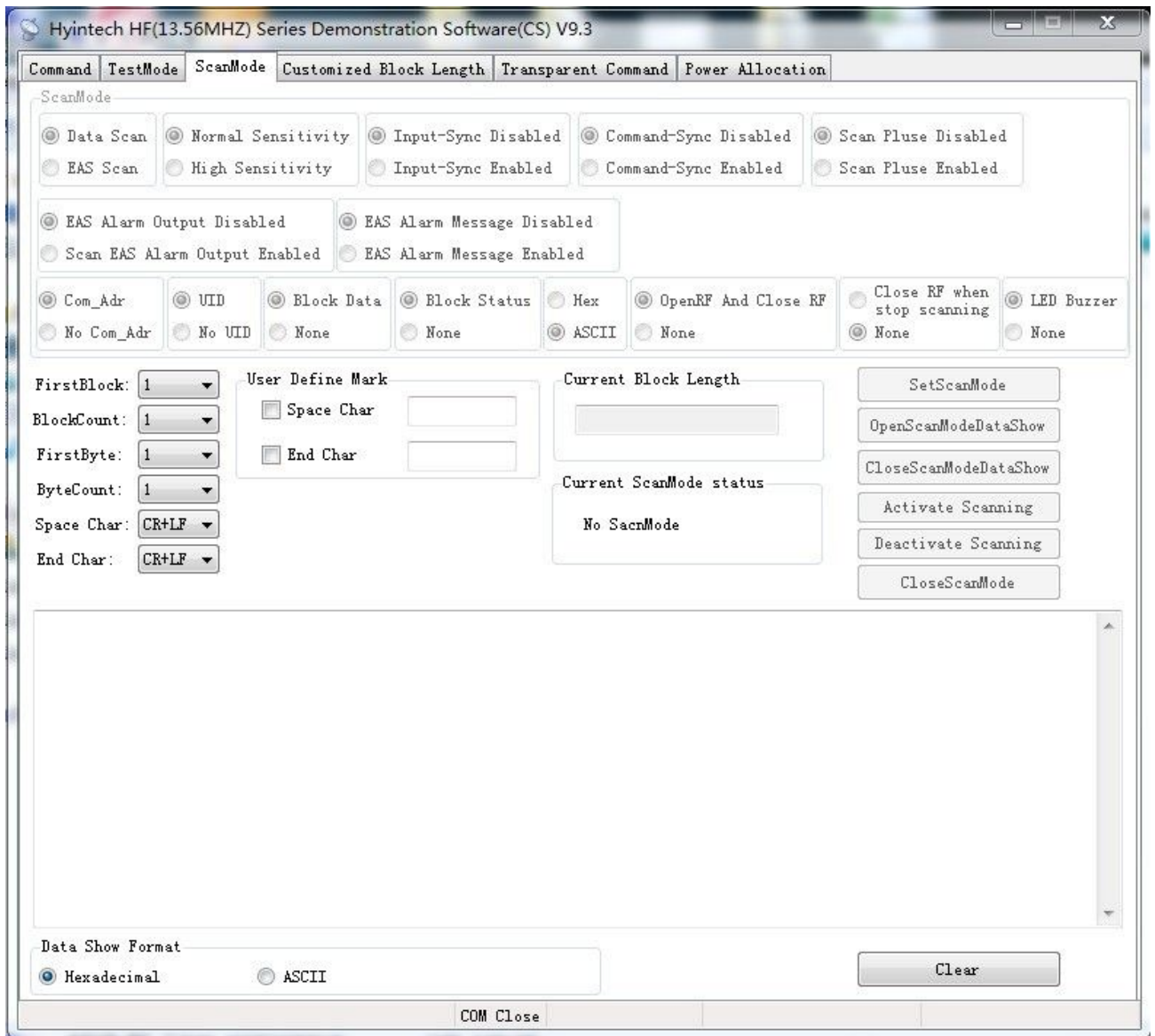
ITEM	SYMBOL	MIN	TYP	MAX	UNIT
Power Supply	VCC	11.5	12	15	V
Current Dissipation	I _C		350	450	mA
Frequency	F _{REQ}		13.56		MHz
Effective Distance	DIS	0	700	850	mm
G_IN1 Input Level	V _{IH}	3.5	2.6	1.55	V
	V _{IL}		2.3		V
G_OUT1, G_OUT2 Output Current	±I _O			5	mA
G_OUT1、G_OUT2 Output Level	V _{OH} (I _O =-5mA) V _{OL} (I _O =5mA)	3.95		0.73	V
Relay	Rated Load	C _{LOAD}		0.5A at 125VAC 1A at 24VDC	
	Operating Voltage			125VAC 60VDC	V
	Operating Current			1	A
Size	L x W x H		116 x 104 x 27		mm

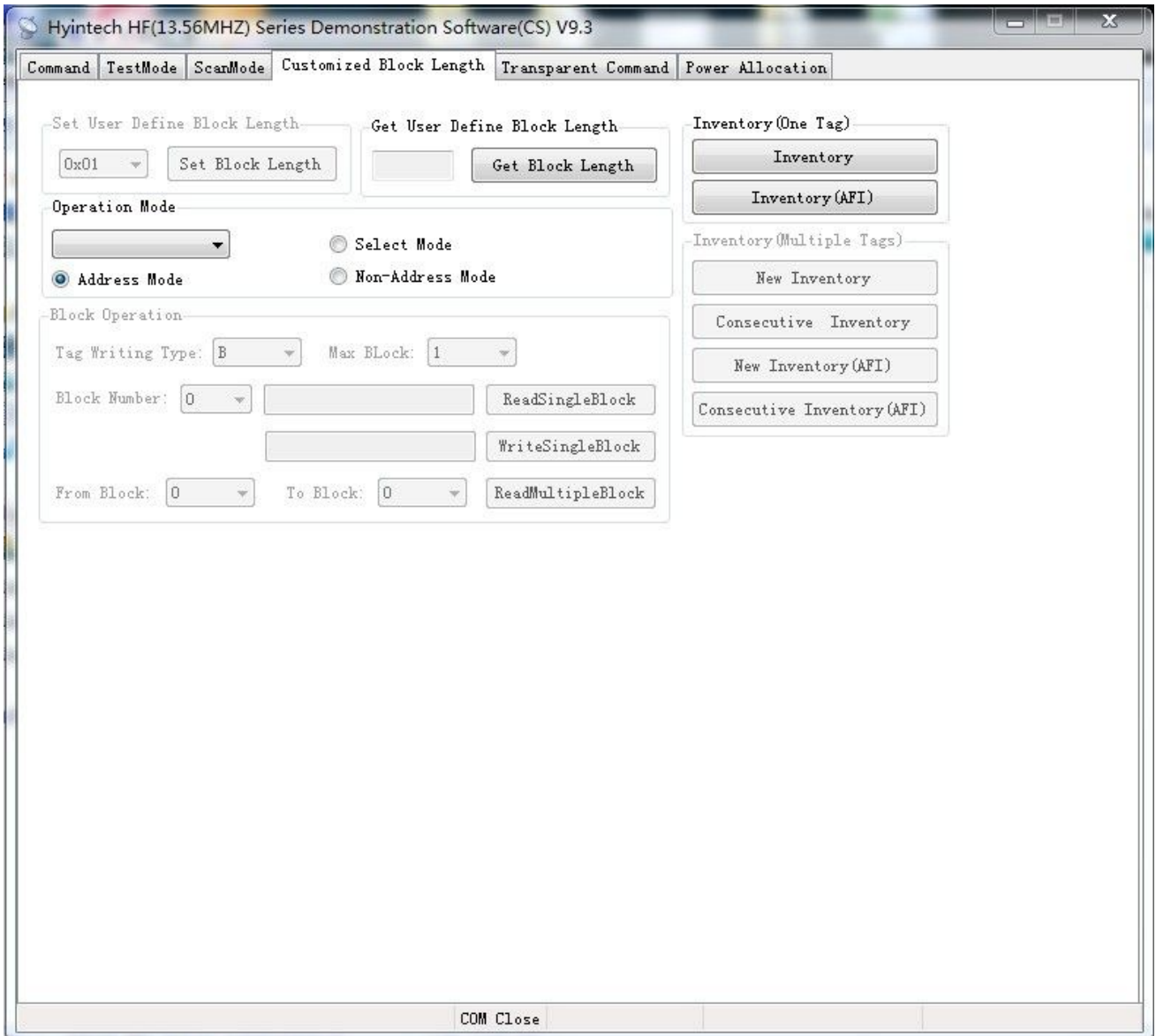
*Effective distance depends on antenna, tag and working environment.

DEMO SOFTWARE

SDK Include Full Demo Source Code, and full Manuals. Any further development could develop easily based on it. Any Technical Problem during your application and development, could consult our professional engineer team. Free Engineering Consultancy is one of our Outstanding After Service. Our Professional Engineer with rich experience on deployment will leave you guidance and instruction, solving your technical problem on programming.







Hyintech Team

Supply You Best Products,

Free Detailed Manual and SDK

Most Professional Technical Support

Be Your Best Friend and Loyal Long Term Partner.

More Detail Please visit Our website www.hyintech.com

RECOMMENDED ANTENNA

Module:

HYP3242



Size: 28mmx320mmx420mm

OEM, No Logo on Product is Available