

HYINTECH

HYH4WXT
Long Distance HF Tag
Reader&Wirter
(1,2,4 ,8 Antenna Ports Optional)



Size: 215mmx138mmx39mm

OEM, No Logo on Product is Available

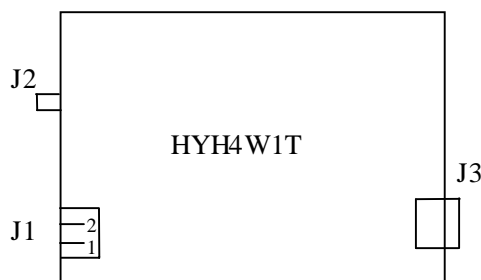
GENERAL DESCRIPTION

HYH4WXT is a high performance ISO15693 protocol HF tag Reader&Writer With Multi Antenna ports.(1, 2, 4 ,8 Ports Optional). It is designed upon fully self-intellectual property. Based on proprietary efficient anti-collision algorithm, it supports fast tag read/write operation with high identification rate. It can be widely applied in many RFID application systems such as logistics, personnel identification, conference attendance system, access control, anti-counterfeit and industrial production process control system.

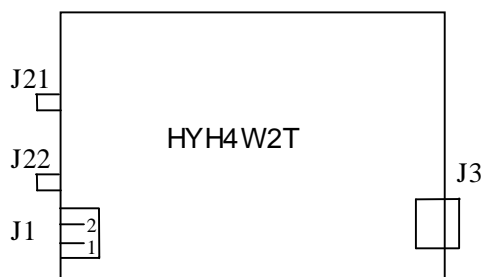
FEATURES

- Self-intellectual property;
- Support mainstream ISO15693 protocol tag (TI, PHILIPS, ST, INFINEON, FUJITSU, EM...);
- RF output power over 4W;
- Advanced anti-collision algorithm. High identification rate with tag processing speed 80pcs/s);
- SMA RF interface to support standard 50ohm RFID antenna. Reading distance up to 120cm;
- Support TRANSPARENT COMMAND and SCAN-MODE;
- Support optional DPPM and WPPM;
- Support multiple readers network;
- Low power dissipation;
- Provide DLL and demonstration software to facilitate development

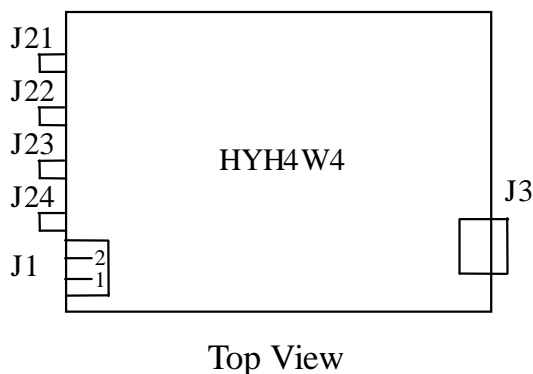
INTERFACE DESCRIPTION



Top View



Top View



1. Power Supply Socket J1

No.	SYMBOL	COMMENT
J1-1	PWR	+11.6~15V
J1-2	GND	Ground

2. SMA Antenna Socket J2

3. Communication Socket J3

Standard DB9 Female Socket to be directly connected to the host.

No.	SYMBOL	COMMENT
1	G_IN1	General TTL level input with internal 20kΩ pull-up resistor to +5V
2	TXD (R-)	RS232 serial data output or RS485 R-
3	RXD (R+)	RS232 serial data input or RS485 R+
4	G_OUT1	General TTL level output with drive/sink 5mA current (max.)
5	GND	Ground
6	G_OUT2	General TTL level output with drive/sink 5mA current (max.)
7	COMMON	Common contact of built-in relay
8	N_C	Normally close contact of built-in relay
9	N_O	Normally open contact of built-in relay

CHARACTERISTICS

● Absolute Maximum Rating

ITEM	SYMBOL	VALUE	UNIT
Power Supply	VCC	16	V
G_IN1、G_OUT1、G_OUT2 I/O Voltage	V _{IO}	7	V
Operating Temp.	T _{OPR}	-25~+60	°C
Storage Temp.	T _{STR}	-25~+80	°C

● Electrical and Mechanical Specification

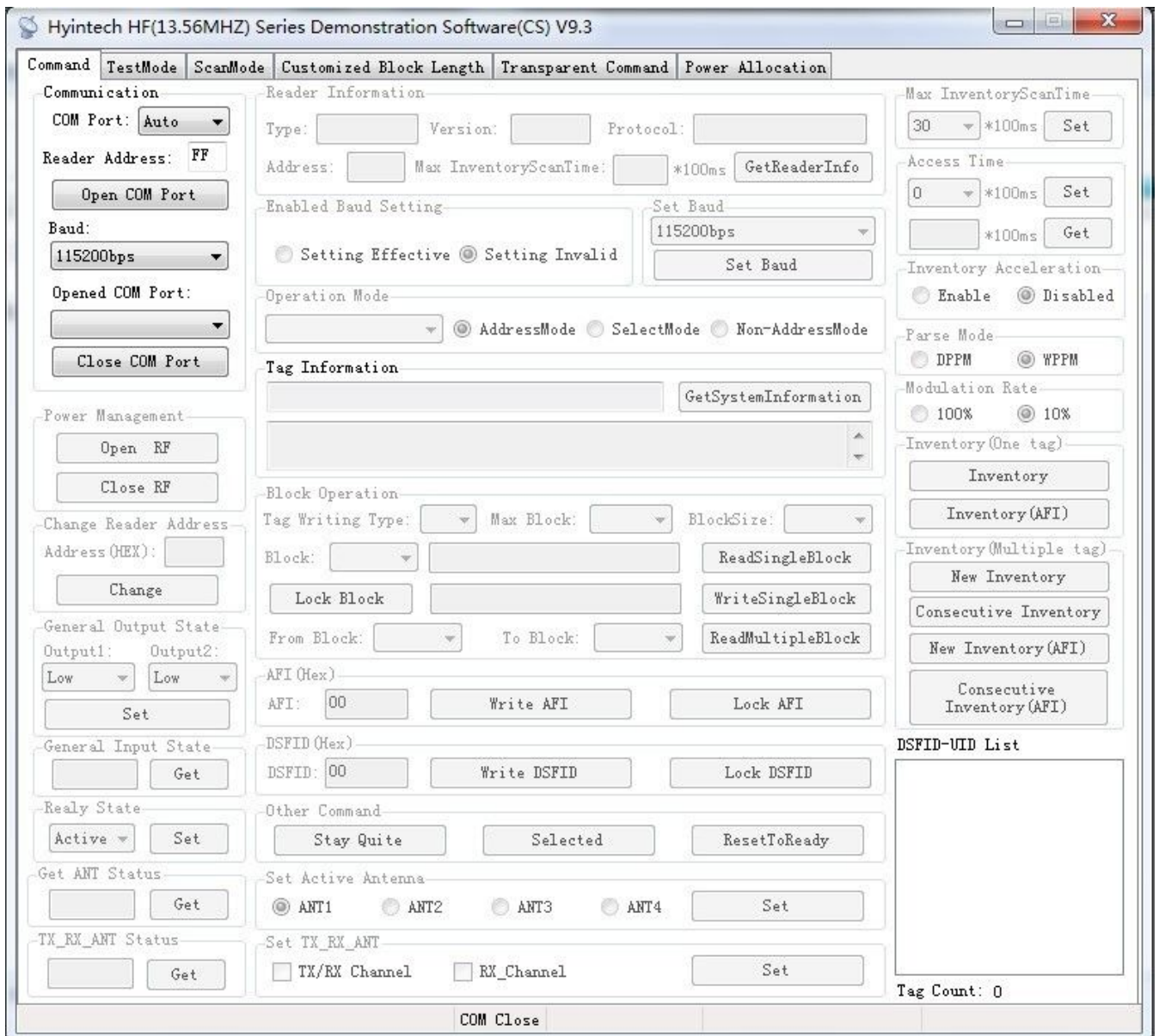
Under T_A=25°C, VCC=+12.6V unless specified

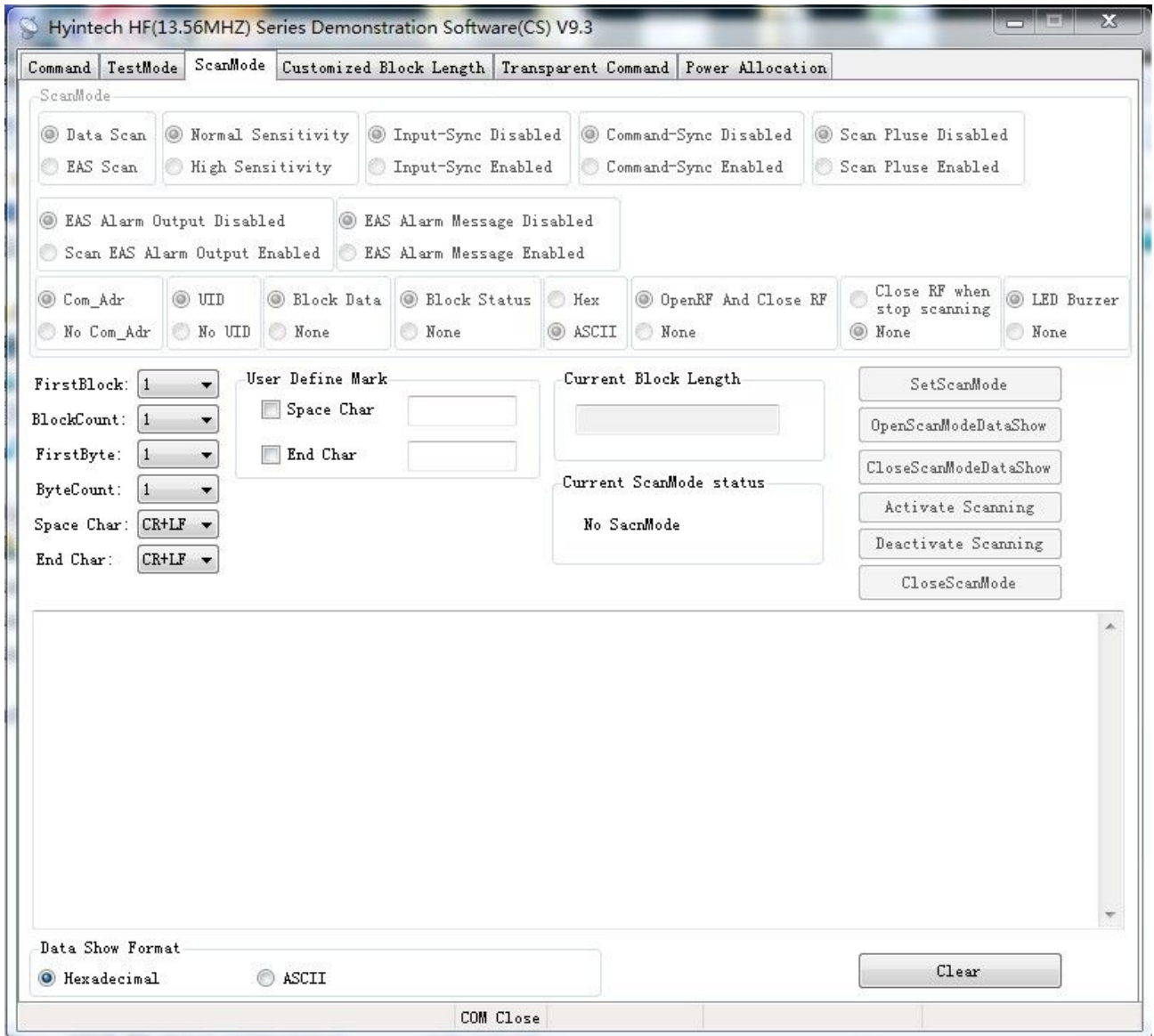
ITEM		SYMBOL	MIN	TYP	MAX	UNIT
Power Supply		VCC	11.6	12.6	15	V
Current Dissipation		I _C		0.8	1.2	A
Frequency		F _{REQ}		13.56		MHz
Effective Distance		DIS	0	900	1000	mm
G_IN1 Input Level		V _{IH}	3.5	2.6	1.55	V
		V _{IL}		2.3		V
G_OUT1, G_OUT2 Output Current		±I _O			5	mA
G_OUT1, G_OUT2 Output Level		V _{OH} (I _O =-5mA) V _{OL} (I _O =5mA)	3.95		0.73	V
Relay	Rated Load	C _{LOAD}			0.5A at 125VAC 1A at 24VDC	
	Operating Voltage				125VAC 60VDC	V
	Operating Current				1	A
Size		L x W x H		215 x 138 x 39		mm

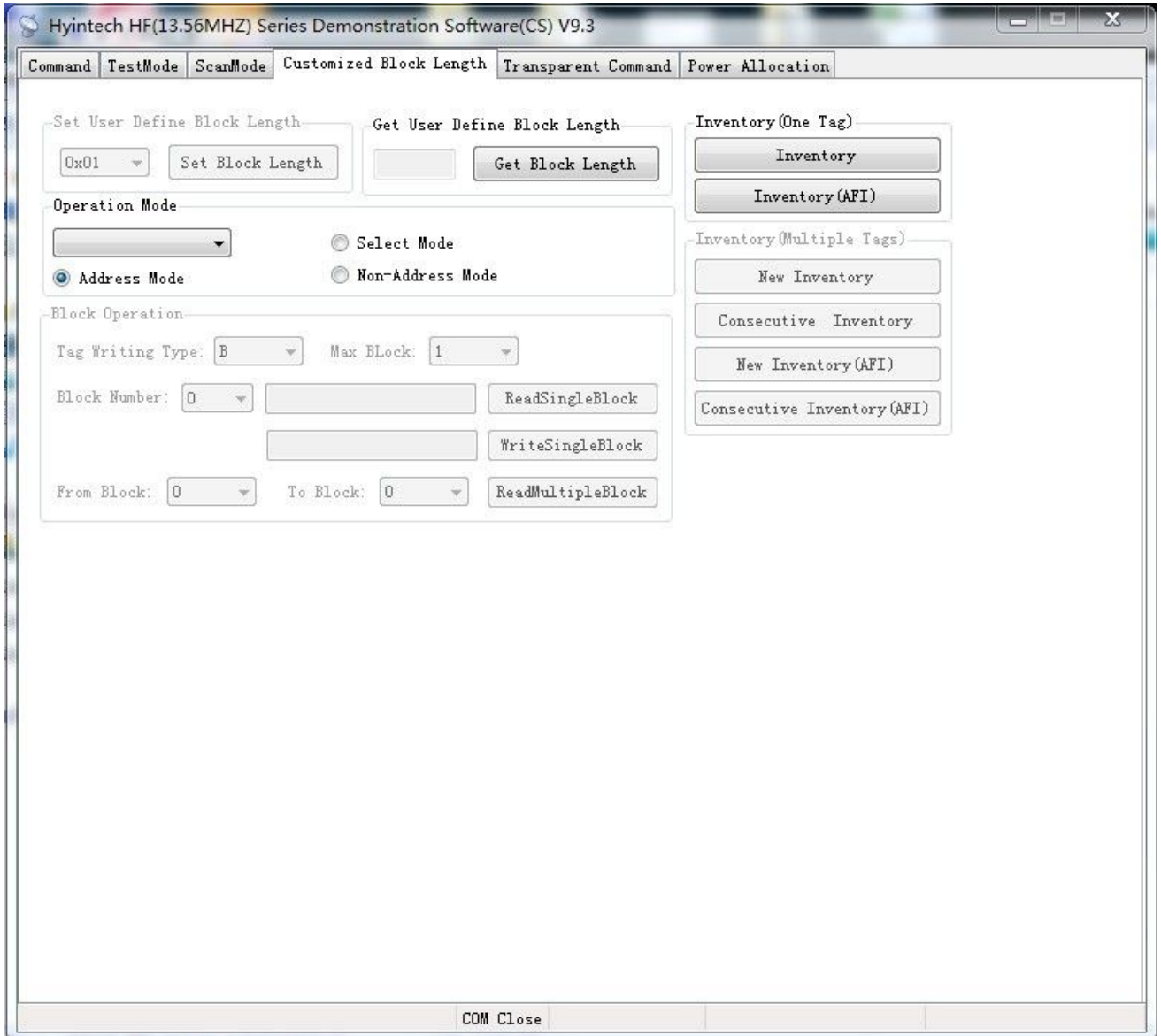
*Effective distance depends on antenna, tag and working environment.

DEMO SOFTWARE

SDK Include Full Demo Source Code, and full Manuals. Any further development could develop easily based on it. Any Technical Problem during your application and development, could consult our professional engineer team. Free Engineering Consultancy is one of our Outstanding After Service. Our Professional Engineer with rich experience on deployment, will leave you guidance and instruction, solving your technical problem on programming.







Hyintech Team

Supply You Best Products,

Free Detailed Manual and SDK

Most Professional Technical Support

Be Your Best Friend and Loyal Long Term Partner.

More Detail Please Visit Our website www.hyintech.com

www.hyintech.com

RECOMMENDED ANTENNA

Module:

HYP3242



Size: 28mmx320mmx420mm

OEM, No Logo on Product is Available